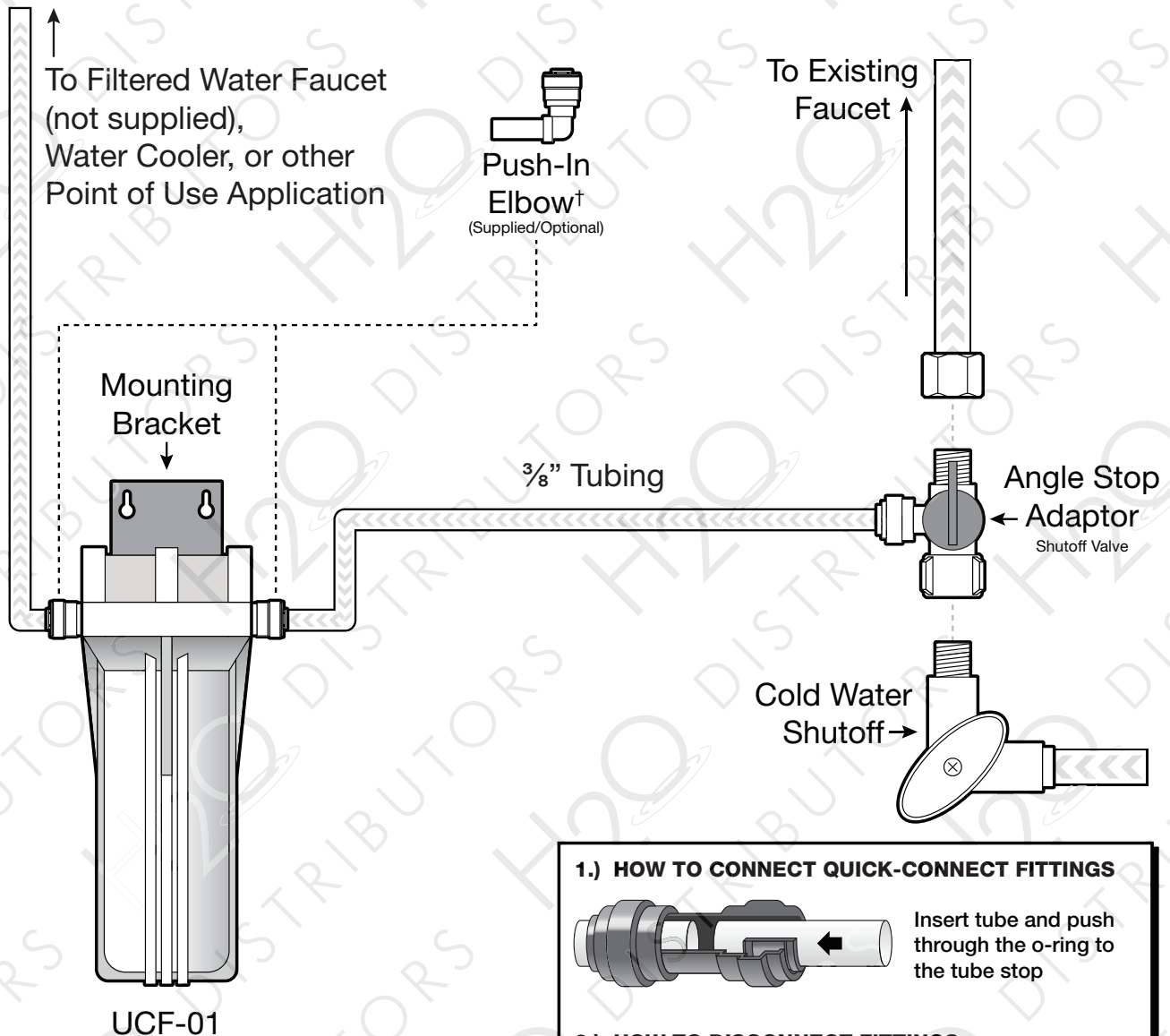
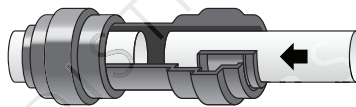


UCF-01-38

Installation Diagram

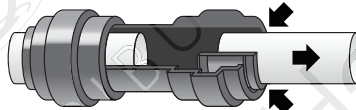


1.) HOW TO CONNECT QUICK-CONNECT FITTINGS



Insert tube and push through the o-ring to the tube stop

2.) HOW TO DISCONNECT FITTINGS



Push in collet against face of fitting and hold. Remove tube. Fitting can be reused

Enclosed Parts List:

- (1) H2O-UCF-01 Housing Assembly
- (1) 6' x 3/8" Tubing
- (1) Angle Stop Adaptor
- (1) Housing Wrench
- (2) Push-In Elbow Fittings†

Replacement Parts:

† Use of the push-in elbow fittings is optional to create swivel elbow if desired.